

Separate And Unequal:
Pataki's Budget Cuts Hit Struggling Schools the Hardest

Prepared by the Public Policy and Education Fund

March 19, 2003

This report was written by Bob Cohen of the Public Policy and Education Fund based on a data analysis developed by Dr. Trudi Renwick of the Fiscal Policy Institute.

To order copies of this report
or for more information:

Alliance for Quality Education
23 Elk Street
Albany, NY 12207
(518) 432-5315
(518) 432-9498 (fax)
info@aqeny.org
www.allianceforqualityeducation.org

Public Policy and Education Fund
94 Central Avenue
Albany, NY 12206
(518) 465-4600 (ext. 104)
(518) 465-2890 (fax)
www.ppefny.org

I. INTRODUCTION

On January 8th, in his "State-of-the-State" address, Governor Pataki promised the children of the state that he would provide them with "first-class" schools. Just three weeks later, the Governor broke that promise.

The Governor's Executive Budget proposes to cut school aid \$1.24 billion, or 8.5%¹ in a period when new federal and state mandates to improve student achievement and the increases in costs to operate schools both strongly argue for a substantial increase in school aid.

Children in all kinds of school districts throughout the state -- upstate, downstate, and "high-needs" and "low-needs" -- will be left behind due to the Governor's draconian cuts. **However, one group of children will be left even more behind:** those children attending the 485 schools (331 in New York City) that have been designated as "in need of improvement" under the federal No Child Left Behind (NCLB) Act, which we will refer to as "NCLB Schools."

This report finds that the 65 school districts in the state with at least one NCLB School ("NCLB School Districts") are already spending roughly \$2,000 less (18%) for each child's education than other school districts. The Governor is proposing to make this glaring inequity worse. Governor Pataki's budget reduces state aid for each child 45% more in NCLB districts than in other districts.

The Governor proposes to eliminate funding for early grade class size reduction, and universal pre-kindergarten programs, both of which have been shown to assist students, particularly those classified as "at-risk," to meet higher standards.

The result of the Governor's budget will undoubtedly be deterioration in educational quality throughout the state, coupled with property tax increases as school districts and cities try to make up for the lost state aid. Already, the likely results are in: up

¹ When citing state aid figures, this report generally uses the numbers provided in the "school aid runs" compiled by the New York State Education Department for each school district and for the state as a whole, which include building aid and transportation aid. However, for the reasons provided in Section II (Methodology and Findings), the analysis in Section II and the charts and tables at the end of this report exclude both building and transportation aid from all calculations.

to 4,000 teacher layoffs in New York City, a four-day school week in Buffalo, bigger classes throughout the state, and the end of pre-kindergarten and funding for sports teams in Utica. **The Public Policy and Education Fund (PPEF) is a member of the Alliance for Quality Education (AQE), a coalition of over 200 organizations around the state dedicated to educational quality and equity. PPEF believes that the abandonment of children in our lowest performing schools is particularly unconscionable.**

The federal No Child Left Behind Act requires the State Education Department to review the state test scores of all schools in the state receiving federal Title I funding. Schools designated as in "need of improvement" are those that do not meet state standards as measured by state tests and do not make "adequate yearly progress" to meet such standards. There are several consequences to being designated as a school in "need of improvement." School districts must develop "school improvement plans" for any NCLB School, parents have the right to transfer their children to schools with satisfactory ratings, and schools that continue to have difficulties in later years must provide "supplemental educational services" such as tutoring.

The failure of the 485 NCLB Schools to meet state standards must be laid at the feet of the Governor. It is the Governor who has proposed to cut school aid for the third year in a row.² It is the Governor who has failed to rectify the state's school aid formula that shortchanges NCLB School Districts and high-needs districts. Most significantly, it is the Governor who has spent millions of dollars to fight the landmark *Campaign for Fiscal Equity* lawsuit that would fundamentally address the problem of inadequate funding of high-needs districts, and whose attorneys argued that an 8th grade education satisfies the requirement for a sound basic education.³ **Governor Pataki has left these schools behind, and AQE views them now as "Pataki Schools" – we hold the Governor responsible for their past failings and for their future.**

² See The State of Our Schools (Part II): The Combined Effect of the 2001-02 "Bare-Bones" Budget and the Proposed 2002-03 State Aid "Freeze," Public Policy and Education Fund, April 17, 2002.

³ In *Campaign for Fiscal Equity v. State*, Judge Leland DeGrasse ruled that the state education funding formula violated a provision of the state constitution that mandates that the opportunity for a "sound basic education" be provided to all students. The effect of this decision would have been to require the Legislature and the Governor to appropriate billions of additional dollars for schools around the state, and to direct additional resources to high-needs districts. 719 N.Y.S.2d 475 (Sup. Ct. N.Y. County 2001). A mid-level appellate court reversed, holding that the children in New York State are only entitled under the state constitution to the equivalent of an 8th grade education, a standard that was met by the State of

The obvious result of the continued failure to adequately fund NCLB School Districts is that children who attend NCLB Schools will continue to fall further behind. In addition, many more New York schools can be expected to be added to the NCLB list as the cuts take effect and hamper the efforts of almost all school districts in the state to meet the new state standards. Simply put, Governor Pataki's budget will create more "Pataki Schools" that fail to meet state standards. As Section V of this report explains, the only solution for both NCLB and non-NCLB Schools alike is for the Legislature to step in and restore the school aid cuts and put the state on a path towards fair and adequate funding for all schools.

New York. The plaintiffs' appeal of this decision will be heard by the Court of Appeals in May; AQE has filed an amicus curiae brief in support of the plaintiffs.

II. METHODOLOGY AND FINDINGS

This analysis compares the amount of per-pupil spending in NCLB School Districts in school year 2002-03 (the current school year) with per-pupil spending (state and local) in other districts and the average district. PPEF also compares the amount of cuts in school aid in the Governor's Executive Budget for Fiscal Year 2003-04⁴ for each of the 65 NCLB School Districts with the cuts for the other districts and the average district.

In this report, PPEF uses the term "NCLB Schools" for those schools designated by the New York State Education Department (NYSED) as in "need of improvement" under the provisions of the federal No Child Left Behind Act for the list issued on September 9, 2002, the only New York State list compiled thus far under the federal law. NCLB School Districts are those school districts that contain at least one NCLB School. Data is provided for each district, rather than each school, because school level data on expenditures and state aid is not available: state aid is provided to districts, not to schools.⁵

The data in regard to state aid used in this analysis comes from the NYSED "school aid runs." For each district, these computer runs provide the total aid for school year 2002-03, and the total aid for school year 2003-04 if the proposal in the Governor's Executive Budget (released January 29, 2003) were to be enacted.

The estimate of total aid used in the NYSED state aid runs includes building and transportation aid. Building aid for a given district in a given year is a percentage (which varies by district) of approved building expenditures. We excluded building aid in this analysis because inclusion might distort slightly any analysis of changes in state aid. For example, a school district experiencing a sharp decline in operating aid that is beginning a building project might show an increase in state aid when building aid is included in the total. For similar

⁴ In this analysis, PPEF used *school year* numbers rather than *state fiscal year* numbers because this is the practice in the Governor's Executive Budget and New York State Education Department's "school aid runs."

⁵ It is important to note here that NYSED acknowledges that some schools are on the list solely because of data collection problems. For example, some districts did not provide test data on time for this data to be considered for the September 9, 2002 list. Also, some schools have shown improvements since the test administrations that are the basis of the September 2002 list. **Therefore, we must state unequivocally here that our point in issuing this report is not to express an opinion on the success or lack of success of children in any school or school district, but to highlight statewide patterns in regard to school aid.**

reasons, we also excluded transportation aid. Therefore, in comparisons of state aid in 2002-03 to proposed state aid in 2003-2004, total aid minus building aid and transportation aid has been used in the calculations.

The data on student poverty rates also comes from the New York State Department of Education. For each school district, the analysis uses the percentage of elementary school students receiving free lunch as an estimate of the poverty rate for the school district as a whole. This is a measure of poverty that has been favored in recent NYSED reports on school aid.

Our analysis found as follows:

Spending Per-Pupil, School Year 2002-03:

- ✓ **\$2098 or 18% less per-pupil is spent in NCLB School Districts than in other districts** (\$9,356 vs. \$11,454). (See Chart 1)
- ✓ **\$1081 or 10% less per-pupil is spent in NCLB School Districts than the average school district** (\$9,356 vs. \$10,437). (See Chart 1)
- ✓ **\$2,210 or 19% less per-pupil is spent in New York City than non-NCLB School Districts** (\$9244 vs. \$11,454). (See Chart 2)
- ✓ **\$1193 or 11% less per-pupil is spent in New York City than the average school district** (\$9244 vs. \$10,437). (See Chart 2)
- ✓ **39 of the 65 NCLB School Districts, or 60%, spent less per-pupil than the average school district.** (See Chart 3)

Cuts in School Aid, Governor's 2003-04 Budget:

- ✓ **The Governor proposes to cut per-pupil aid 45% more in NCLB School Districts than in other districts** (\$442 vs. \$304). (See Chart 4)
- ✓ **The Governor proposes to cut per-pupil aid 19% more in NCLB School Districts than the average district** (\$442 vs. \$371). (See Chart 4)
- ✓ **The Governor proposes to cut New York City 46% more per-pupil than non-NCLB Districts** (\$443 vs. \$304). (See Chart 5)
- ✓ **The Governor proposes to cut New York City 20% more per-pupil than the average school district** (\$443 vs. \$371). (See Chart 5)
- ✓ **The Governor proposes to cut 35 of the 65 NCLB School Districts, or 54%, more per-pupil than the average school district.** (See Chart 6)

Facts About NCLB Schools:

- ✓ **81% of the students eligible for free lunch in the state attend schools in NCLB School Districts.** (See Chart 7)
- ✓ **The poverty rate in NCLB School Districts is 71%, as compared to 16% in other districts: more than triple.** (See Chart 8)
- ✓ **The poverty rate in NCLB School Districts is 65% higher than the poverty rate in all schools (71% vs. 43%).** (See Chart 8)

III. GENERAL IMPACT OF THE GOVERNOR'S EXECUTIVE BUDGET

The Executive Budget proposes to cut school aid \$1.24 billion, or 8.5% below the previous school year. The Executive budget proposes to totally eliminate state funding for class size reduction, universal pre-kindergarten (UPK) and full-day kindergarten programs: programs with proven track records of raising student achievement.

Also proposed is a reduction from \$25 to \$20 million in the Teachers of Tomorrow Program, a teacher retention program for hard-to-staff schools, and a reduction of \$44.9 million in Teacher Support Aid, which helps to retain teachers in the five largest city school districts.

Efforts by communities to repair and build new schools will also be severely hurt: minor maintenance aid, designed for the upgrade and repair of existing facilities would be eliminated, and building aid has been reduced to \$1.11 billion, or \$144 million below last year's levels. Funding for BOCES, which provides shared services to school districts, including in the areas of instruction and training, has been cut \$129 million, or 22%. Finally, the \$2.1 billion for public special education programs previously provided will be consolidated into operating aid, meaning that school districts will have to fund public placements out of their operating aid -- thus taking from other worthwhile educational programs.

Urban, suburban and rural districts will have to make radical cuts due to the \$1.24 billion aid cut. New York City will receive a 8.8% state aid cut (\$462.3 million), Buffalo will be cut 6.3% (\$21.5 million), Rochester will receive a 9.5% cut (\$27.2 million), Syracuse will be cut 6.7% (\$10.2 million), Yonkers will receive a 11.9% cut (\$11.9 million), and Albany will receive a 10.2% cut (\$4.2 million). Some rural and suburban districts face cuts over 10%, and a smaller number even face cuts of over 20%.

IV. IMPLICATIONS OF THE BUDGET CUTS FOR NCLB SCHOOL DISTRICTS

While all school districts in the state will be hurt by the Pataki budget, NCLB School Districts will be hurt worse, in the form of greater cuts in per-pupil expenditures.⁶ Given that the NCLB School Districts already spend less per-pupil than non-NCLB School Districts, districts with NCLB Schools are simply losing the race to adequately educate their students. (See Section II, "Methodology and Findings.") Consistent with our findings, a State Education Department analysis has concluded that 63% of the cuts in the Governor's budget are imposed on high-needs urban, suburban and rural districts.⁷

And while this report demonstrates that the field is tilted towards the non-NCLB School Districts, common sense argues that the NCLB School Districts -- the districts with the greatest numbers of "at-risk students" -- should be favored in funding decisions. **NCLB School Districts have greater numbers of poor students (those eligible for free and reduced price lunch), English Language Learners, and special education students, and thus need significantly higher funding for each child rather than less.** Specifically, as the findings in Section II indicate, 81% of the students eligible for free lunch in the state attend schools in NCLB School Districts, and the poverty rate is more than triple in NCLB School Districts than other districts. As NYSED has stated:

We know that all children can learn, but children who have been placed at risk by poverty, homelessness, poor nutrition or inadequate care, often require special educational and support services to master required competencies. The services incur an extra financial burden for the district and increase the cost of education.⁸

⁶ It may be that greater cuts have tended to go to high-needs districts due to the fact that the categorical programs the Governor proposes to eliminate such as universal pre-kindergarten and class size reduction are in part targeted at assisting such districts. As New York Schools Chancellor Joel Klein testified before the Senate and Assembly fiscal committees on February 25th, while the Governor did take a step forward in mitigating the effect of the *operating aid* reductions on "high-needs" districts in his Executive Budget, the "elimination of [universal pre-kindergarten, early grade class size reduction, and minor maintenance] ... aid and other grant and formula aid reductions overwhelms the progressive nature of the changes to the operating aid formula." Testimony by Joel I. Klein, Chancellor, New York City Department of Education before the Assembly Ways and Means Committee and the Senate Finance Committee, Joint Hearing on the Governor's 2003-2004 Executive Budget Request, February 25, 2003.

⁷ New York City Department of Education. 2003-04 New York City Public Schools Budget Fact Sheet.

⁸ New York: The State of Learning: A Report to the Governor and the Legislature on the Educational Status of the State's Schools: Submitted June 2002, New York State Education Department, June 2002.

All districts in the state will be harmed by the Governor's school aid cuts, as Table 3 illustrates (cuts in selected NCLB and non-NCLB Districts). However, the greater state aid cuts to NCLB School Districts, combined with their lower level wealth and higher per-pupil needs, is likely to decimate many NCLB School Districts, effectively setting back their efforts to meet the new standards for years to come.

A. The "Big-5"

The biggest school districts in the state -- New York City, Buffalo, Rochester, Syracuse, and Yonkers, all NCLB School Districts -- provide a good gauge of the cuts being considered by all NCLB Districts.⁹ As the biggest districts, the Big 5 have a large percentage of the NCLB Schools in the state: 406 of the 485 NCLB Schools statewide, or 84% are located in the "Big 5."

The Big 5 have among the greatest needs in the state, and are therefore unable to absorb the Governor's punitive cuts. More than 83% of all limited English proficient students are enrolled in the Big 5, even though the Big 5 only enroll 42% of the state's public school students. Nearly 70% of New York's pre-kindergarteners are educated in the Big 5, and class sizes are larger in the Big 5. For example, in New York City, the average class size for grades 1-6 is 25 pupils, as compared to 21 for all districts in the state other than the Big 5.¹⁰

New York City: New York City school children receive less per-child for their education, as AQE's analysis in this report confirms (see Section II). Yet, the City has greater needs and therefore greater costs per-child than most other districts in the state. For example, the New York City public schools "enroll over 60% of the state's children living in poverty... and 87% of the state's newly immigrated students."¹¹

Further exacerbating the problem, New York City is already reeling from past budget cuts. Last year, the City Department of Education eliminated over 1,000 administrative positions, mostly through layoffs, to eliminate its budget deficit. The Mayor's January 2003

⁹ The "Big 5" are sometimes referred to as "fiscally dependant school districts," because unlike every other school district in the state, their budgets are included in the budgets of their respective cities, and they have no independent taxing authority.

¹⁰ Conference of Big 5 School Districts: 2003-2004 Overview of Funding Priorities.

¹¹ New York City Department of Education. 2003-04 New York City Public Schools Budget Fact Sheet.

fiscal plan anticipated an *additional* \$275 million this year from the state to fund the new teachers contract. Yet, the Governor proposes to *reduce* state aid to City schools by \$462 million or 8.8%.¹² With no additional fat to cut, city schools officials are predicting calamitous consequences for schools if the Governor's budget is enacted as proposed.

The City Department of Education predicts that elimination of the City's allocation for early class size reduction will result in larger classes for at least 100,000 at-risk children; class sizes are predicted to increase from 20 to 25 in kindergarten and up to 28 in grades 1-3. Mayor Bloomberg has predicted that 1,900 teacher positions will be lost through the elimination of the state class size reduction allocation alone. Other sources have informed the media that at least 2,700 teaching positions could be eliminated, with the United Federation of Teachers, the City's teacher's union, predicting up to 4,000 teacher layoffs. (A March 13th press account puts the number of teaching positions to be lost at 3,500.) At least 860 teacher's aides and 860 public school teaching positions are at risk in the City due to the Governor's elimination of universal pre-kindergarten (UPK) funding, which would eliminate UPK for 43,000 children.¹³ After-school programs and summer school would be radically cut, and sports, and art and music programs will be reduced, all of which have been critical to helping at-risk kids meet higher standards.¹⁴

Buffalo: The Buffalo City School District's 2003-04 budget gap, estimated at \$30 million in early January, would more than double to \$68 million partly as a result of the Governor's budget, according to Buffalo Superintendent Marion Canedo. The budget gap includes expense increases, almost all mandated by law or by contract, increases attributable to charter schools, and the \$22 million aid cut from the state.¹⁵

The state aid cut will result in a third consecutive year of deep personnel cuts. Superintendent Canedo predicts staff and program cuts. Next year's cuts will follow budget crises that resulted in the loss of about 400 teachers in the last two years through layoffs or

¹² Testimony by Joel I. Klein, Chancellor, New York City Department of Education before the Assembly Ways and Means Committee and the Senate Finance Committee, Joint Hearing on the Governor's 2003-2004 Executive Budget Request, February 25, 2003.

¹³ Id.; "Budget Ax Could Fall on 2,700 Teachers," *Daily News*, February 25, 2003; New York City Department of Education; 2003-04 New York City Public Schools Budget Fact Sheet; "Doomsday Ed Plan: 3,500 Get the Ax," *Daily News*, March 13, 2003.

¹⁴ 2003-04 New York City Public Schools Budget Fact Sheet.

¹⁵ "Cuts would deepen disaster for city schools," *Buffalo News*, January 30, 2003; 2003-2004 Proposed Budget: Buffalo City School District (analysis prepared by the Buffalo City School District for "Big 5" Lobby Day, March 4, 2003).

attrition. Canedo predicts that everything that "isn't mandated" will be eliminated or severely reduced. Specifically, most pre-kindergarten and kindergarten programs will be eliminated, and most pre-K and kindergarten aides will be terminated. Most guidance counselors and elementary school librarians would be laid off, and average district class size is predicted to rise to about 30 students. Interscholastic sports and adult education programs will be "wiped out" and orchestra, band and related activities as well as summer school are slated to be eliminated. A four-day school week is being considered.¹⁶

Rochester: Rochester, like Buffalo, faces a \$68 million budget gap due in significant part to a \$27.2 million proposed cut (9.5%) in state aid to Rochester schools. Rochester's budget is also under extreme strain from the prior year (2002-03), when a \$29 million budget gap had to be closed in part by elimination and curtailment of programs. Rochester is conducting program and service reviews with third party evaluators to find opportunities for cost savings and efficiencies in central services, central management and other areas away from the classroom. Rochester's pre-kindergarten program is one of the best in the nation. The District seeks to maintain its UPK program as well as its full day kindergarten and small class size (programs that have been funded by the State and are proven successful), but due to the state's reductions to categorical programs and inadequate funding, Rochester will be forced to revisit these and other programs. All non-mandated programs are being reviewed for possible reduction or elimination. Among those are after-school programs, summer school, increasing staffing ratios to the maximum permitted under contracts, music, art and athletic programs, counseling and library services, and reducing the number of bus routes, thus increasing walking distances.¹⁷

Syracuse: The Syracuse school district, which relies on the state for roughly 69% of its general fund revenue, is predicting a \$20 million budget shortfall, which includes the \$10.2 million in state aid proposed by Governor Pataki (6.7%), and \$7.2 million in increased operating costs, mostly mandated by contract or law for health care, retirement benefits, charter schools, and debt service. The district is planning to cut 210 jobs, drawn from teachers, administrators, and instructional support staff (including teaching assistants and counselors). As a result of

¹⁶ "Cuts would deepen disaster for city schools," *Buffalo News*, January 30, 2003; 2003-2004 Proposed Budget: Buffalo City School District (analysis prepared by the Buffalo City School District for "Big 5" Lobby Day, March 4, 2003).

inadequate state funding, the Syracuse district is considering elimination of UPK and dropout prevention programs for parenting students, and significant funding reductions for extracurricular activities, athletics, summer school, and continuing education. Class size would increase by 2 per-class on all grade levels. Funding for magnet schools, bilingual education and Improving Pupil Performance (IPP) will be frozen for the third straight year, representing the continued deterioration in these programs, given that costs have risen.¹⁸

Yonkers: The Governor's budget proposes to cut school aid to the Yonkers City School District \$11.9 million or 11.9%: the largest percentage cut of any of the Big 5. The district predicts that as a result of the Governor's aid cut, there will be "staggering" numbers of staff layoffs: 400 positions will be eliminated. Yonkers plans to stop efforts to reduce class size if the Governor's budget is enacted. The district asserts that class size reduction is a central factor in 16 Yonkers elementary schools receiving recognition by State Education Commissioner Richard Mills as having among the most improved scores on the English Language Arts ("ELA") examination. Yonkers also plans to reduce placements for pre-kindergarten, which it deems essential for preparing urban children for future success. Professional development will be curtailed, summer school and other remedial programs designed to meet new state standards will be eliminated, and sports, music and other extracurricular activities will similarly be defunded. The district predicts that the cuts will significantly impede its ability to continue to successfully implement NCLB and the new state standards.¹⁹

B. NCLB School Districts Other Than the Big 5

While less information is available for NCLB School Districts other than the "Big 5," it is clear from the press and other accounts that these districts are also facing difficult choices this year. Districts are considering burdensome school tax increases and serious program cuts, and in many cases, a combination of both:

¹⁷ Summary of Potential Program and Service Impacts Required to Balance the \$68 Million Gap Given the Governor's Proposed Budget for 2003-04 (analysis prepared by the Rochester City School District), March 3, 2003.

¹⁸ Fiscal Impact Statement: FY 2003 Budget (analysis prepared by the Syracuse City School District); "\$20M District Shortfall Predicted," *The Post-Standard*, February 7, 2003; "City Schools Chief: Cut 210 Jobs," *The Post-Standard*, February 13, 2003.

¹⁹ Impact of the Proposed Executive Budget for the Yonkers Public Schools for Fiscal Year 2003-04 (analysis prepared by the Yonkers Public Schools).

- ✓ Binghamton (Broome County): Binghamton is facing a \$7.6 million budget gap, due to \$4.9 million in increased costs in areas such as health insurance and pension costs, as well as the threatened loss of \$2.7 million in state aid due to the Governor's budget. Superintendent Peggy J. Wozniak says that the district is looking to cut more than \$1.9 million in personnel costs.²⁰
- ✓ Elmira (Chemung County): Based on the Governor's proposed budget, Elmira schools officials stated that the district would have to raise taxes 21.7%, cut expenditures by \$6 million (of a tentative budget of from \$80 to \$90 million), or some combination of both.²¹
- ✓ Norwich (Chenango County): In order to maintain current programs, the Norwich City School District would have to raise taxes 20%, according to superintendent William H. Kennedy. Since this level is too burdensome on taxpayers, the district will have to look at program cuts.²²
- ✓ Utica (Oneida County): Blaming the Governor's cuts in proposed state aid to Utica schools, Utica schools superintendent Daniel Lowengard recently proposed to raise school taxes by 32%, lay off 47 employees, and make massive program cuts. The superintendent also proposed to eliminate all spending on sports teams, and pre-kindergarten. Summer school, art, music, extended-day tutoring and alternative education would all be reduced or cease operations. Among those who would lose their jobs are teachers, teaching assistants, custodians, nurses and administrators. Many classes would have to be larger due to the cuts to staff. Since voters last year rejected proposed school tax increases of 6% and 3.5%, observers predicted that it is highly unlikely that the superintendent's proposed 32% tax increase will be passed by the voters, making even greater cuts than proposed by Lowengard likely.²³

²⁰ "Binghamton Schools Face Personnel Cuts," *Ithaca Journal*, March 6, 2003.

²¹ "Elmira Gets First Look at School Budget," *Ithaca Journal*, March 6, 2003.

²² "Aid Cuts Could Cost Jobs, Boost Taxes," *Press & Sun Bulletin*, January 30, 2003.

²³ "'Poor' Schools Lose in Pataki Plan," *Utica Observer-Dispatch*, February 3, 2003; "State Lawmakers Vow to Ease Money Crunch in Utica Schools," *Utica Observer-Dispatch*, February 27, 2003; "Utica Schools Face Layoffs, Cuts and Massive Tax Hike," *Utica Observer-Dispatch*, February 26, 2003.

V. CONCLUSION

This report documents that while all children in the state will feel the effects of the Governor's radical education cuts, some children will be hurt much worse: those who are enrolled in NCLB School Districts. **Almost forty years after *Brown vs. Board of Education*, New York maintains an unequal school system. Our findings show that less money is spent per-child to educate children in NCLB School Districts, and that the Governor's budget proposal will further this trend by cutting NCLB School Districts more than other districts.** As most of the "easier" cuts and other measures such as drawing on reserve funds have already been made, chronically underfunded NCLB School Districts will have no choice but to make serious program cuts this year and to seriously raise property and other local taxes to balance their budgets.²⁴

Due to the Governor's cuts, NCLB Schools are not likely to be able to make the changes necessary to improve student achievement. Further, due to the widespread nature of the cuts, **there are likely to be many more NCLB Schools in future years**, as programs throughout the state deteriorate due to underfunding. And this problem is likely to be made worse by the poor choices in the Executive Budget: the Governor has chosen to cut class size reduction, and universal pre-kindergarten, programs that legislators, parents²⁵ and researchers alike agree are critical to improving achievement, particularly of "at-risk" children.

The most meaningful solution to the problem of the large number of "NCLB Schools" in the state -- and for other struggling schools -- is to provide greater school aid on a multi-year basis, and to address the issue of equity in the school aid formula. Simply put, poorer districts have always been behind in the race to adequately educate their children, and are going to fall further behind if the Governor's budget choices prevail.

It is clear that the State Legislature and the Governor must radically alter the Governor's Executive Budget to ensure that educational quality in New York State does not seriously deteriorate, particularly for NCLB Schools. **First, the Legislature should restore the Governor's \$1.2 billion school aid cut.** AQE supports the addition of \$650 million on top of

²⁴ A companion report will be released shortly documenting the increases in property and other local taxes that will be imposed this year in response to the Governor's budget.

²⁵ See Early Childhood Strategic Group Resource Center, Center for Early Care and Education. [A Parent Report Card: Universal Kindergarten in New York City: What Parents Really Think](#), Fall 2002.

the \$1.2 billion restoration, representing one-half of the amount estimated by the New York Education Conference Board to be necessary for schools to maintain current programs and services. (The other half should come from localities, in the form of reasonable local tax increases). In a period when students are being held to new higher standards, it is simply intolerable to allow educational quality to decline.

Secondly, funding must be restored for the early grade class size and universal pre-kindergarten programs. New York's universal pre-kindergarten program is nationally recognized. PPEF supports the restoration of \$204 million to the universal pre-kindergarten program. We also support the restoration of \$225 million for the class size reduction program: the funding level mandated in 1997 legislation. Studies show that children thrive in UPK programs, parents endorse it, elementary school teachers welcome its graduates, and researchers say it's effective in preparing children for later education. Early grade class size reduction has similarly been shown by sound research to increase student achievement in a wide range of locations: inner city, rural, urban and suburban; the future success of 240,000 children presently served is imperiled by the Governor's proposed elimination of this program. Both class size reduction and universal pre-kindergarten have been established by researchers to be particularly suited to help at-risk kids succeed.

Thirdly, a number of actions need to be taken -- particularly for high-needs districts -- to ensure that all students in the state have trained and effective teachers. Over the next five years, almost 20% of the current teaching staff in New York schools will be eligible to retire. Moreover, about 50% of newly hired teachers leave the profession within the first five years of teaching. In order to attract quality teachers and retain existing teachers, the Legislature and the Governor should: (1) target increases in state aid to high-need school districts to help strengthen teacher salaries and improve the teaching environment; (2) preserve and enhance funding for certain critical professional development programs; and (3) expand the Teachers of Tomorrow program, which is proposed to be cut by the Governor.²⁶

We are of course aware that New York State faces at least a \$9.3 billion budget gap for Fiscal Year 2003-04. **However, PPEF believes that there is a better choice for New York than education cuts and property tax increases.** PPEF joins hundreds of other

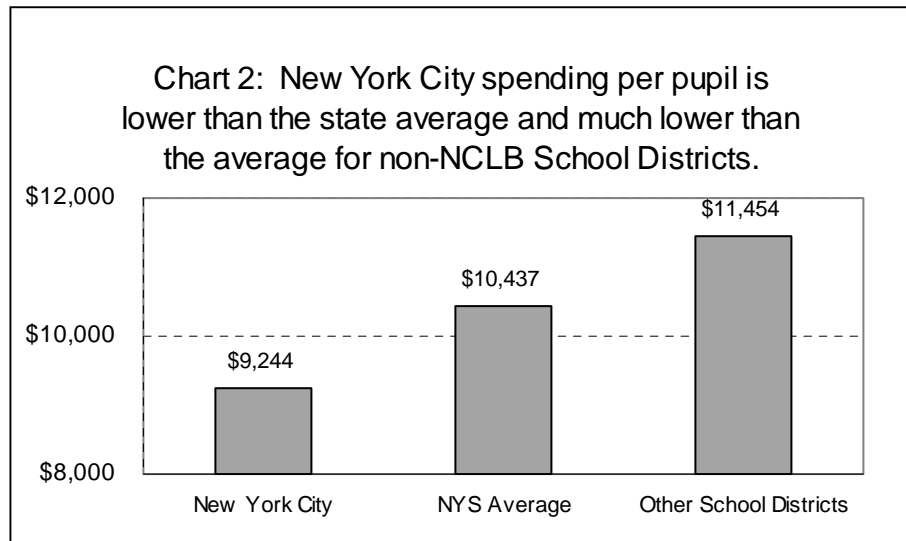
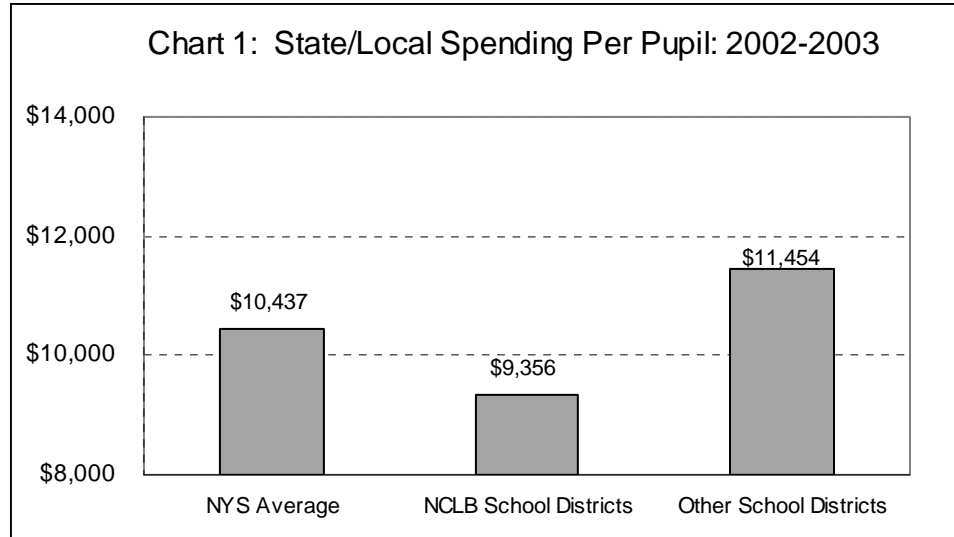
organizations throughout the state in calling for the cutting of corporate loopholes, and a temporary income tax surcharge on incomes over \$100,000; such high-income individuals have benefited the most from the recent federal tax cuts.

The Governor's insistence on not raising "job-killing" taxes presents us with a false choice. He is proposing "job-killing" cuts in education spending and "community-killing" property tax increases. Cutting school aid will make the current economic downturn worse by directly eliminating thousands of jobs, thus hurting local business that depend on spending by school employees in their communities. Property tax increases to compensate for lost state aid will further damage hard-hit local economies. As Nobel Prize recipient Joseph Stiglitz has recently explained, a temporary tax increase on the portion of income over some relatively high level is the least economically damaging mechanism for balancing state budgets during recessions.

PPEF's proposals, which would raise \$4.5 billion, are far better than the alternative: radical cuts to our schools, more NCLB Schools, and regressive local property tax increases that hurt poorer communities the most.

²⁶ Additional details as to AQE's 2003 legislative program are outlined in AQE's "Our Children Can't Wait for a Quality Education: The State Needs to Act Now." As a member of AQE, PPEF endorses the program.

CHARTS



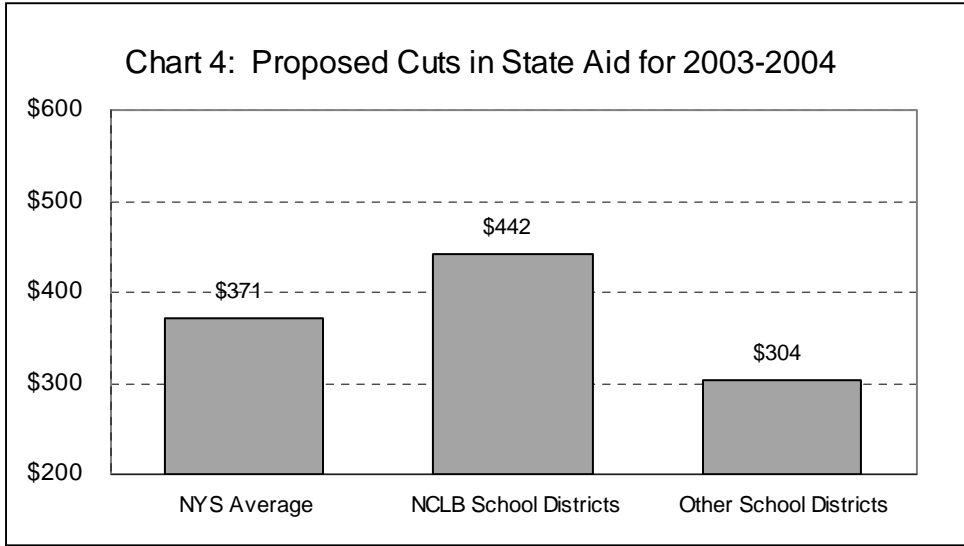
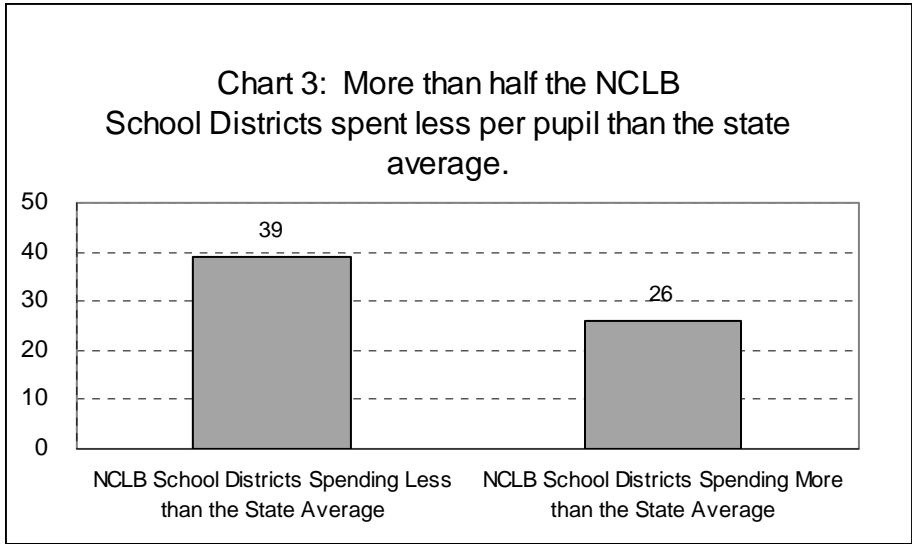


Chart 5: The Governor proposes to cut New York City 20% more per-pupil than the average school district and 46% more than non-NCLB districts.

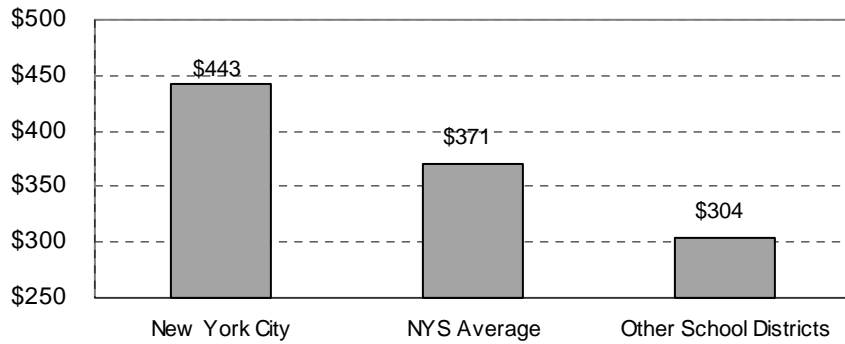
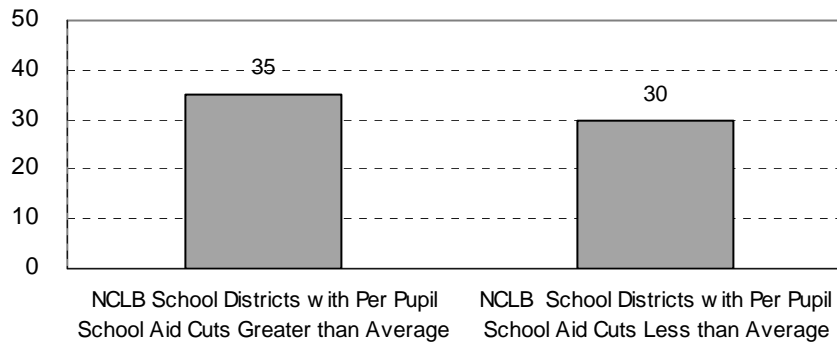
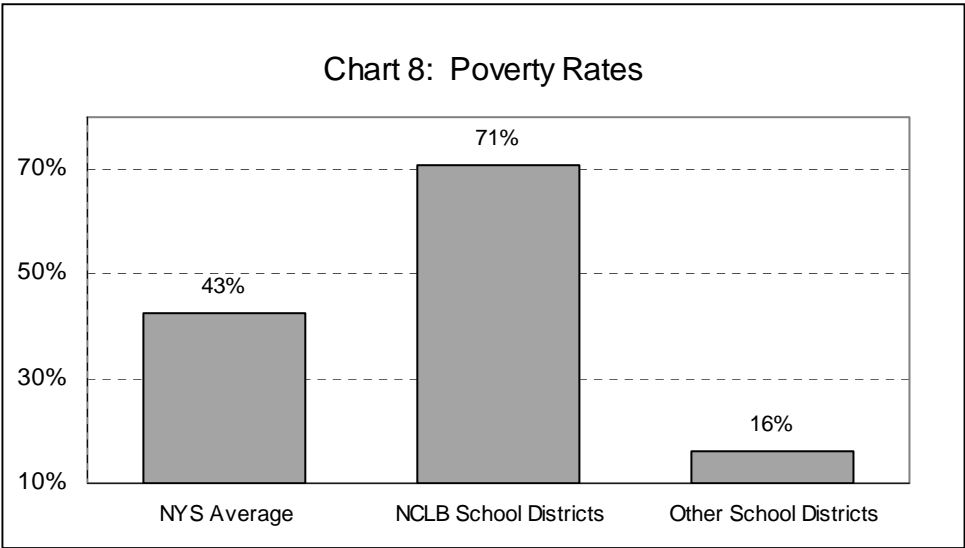
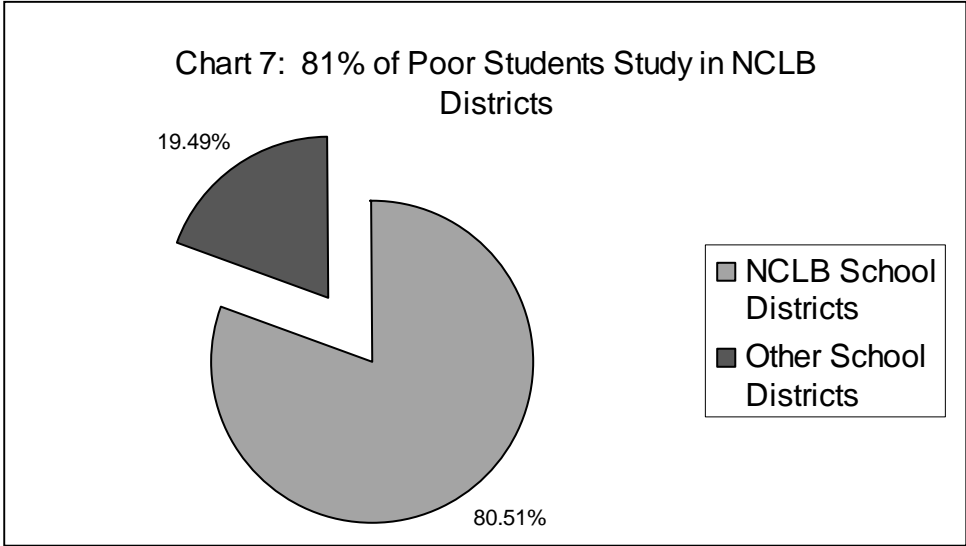


Chart 6: More than half the NCLB School Districts would receive greater than average cuts in school aid under the Governor's proposal.





**Table 1a: No Child Left Behind (NCLB) School Districts
-- outside New York City**

<i>County</i>	<i>School District</i>	<i>School</i>
Albany	Albany City School District	
		Arbor Hill Elementary School
		Philip Livingston Magnet Academy
		William S. Hackett Middle School
	Ravena-Coeymans-Selkirk Central School District	
		Ravena Middle School
Allegany	Bolivar-Richburg Central School District	
		Bolivar-Richburg Junior-Senior High School
	Friendship Central School District	
		Friendship Central School
	Scio Central School District	
		Scio Central School
Broome	Binghamton City School District	
		East Middle School
		West Middle School
Cattaraugus	Yorkshire-Pioneer Central School District	
		Pioneer Middle School
Cayuga	Moravia Central School District	
		Moravia Junior-Senior High School
Chautauqua	Jamestown City School District	
		Jefferson Middle School
		Samuel G. Love Elementary School
		Washington Middle School
	Pine Valley Central School District	
		Pine Valley Central Junior-Senior High School
Chemung	Elmira City School District	
		Ernie Davis Middle School
Chenango	Norwich City School District	
		Norwich Middle School
Clinton	Northeastern Clinton Central School District	
		Northeastern Clinton Middle School
Columbia	Germantown Central School District	
		Germantown Central School
Cortland	McGraw Central School District	
		McGraw High School
Delaware	Franklin Central School District	
		Franklin Central School
	Walton Central School District	
		Walton Middle School
Dutchess	Poughkeepsie City School District	
		Poughkeepsie Middle School

	Wappingers Central School District	
		Wappingers Falls Junior High School
Erie	Buffalo City School District	
		Buffalo Elementary School of Technology
		Buffalo Traditional School
		Burgard Vocational High School
		Dr. Martin Luther King, Jr. Multicultural Institute
		Follow-Through Urban Learning Laboratory
		Grover Cleveland High School
		Herman Badillo Community School
		Kensington High School
		P.S. 3
		Poplar Street Academy
		P.S. 19
		Hillery Park Academy
		P.S. 28 Triangle Academy
		37 Futures Academy
		P.S. 38
		P.S. 40
		P.S. 43
		P.S. 44 Lincoln Academy
		P.S. 45
		P.S. 51 Black Rock Academy
		P.S. 53
		P.S. 57
		P.S. 59 Dr. Charles Drew Science Magnet
		P.S. 69 Houghton Academy
		P.S. 71
		P.S. 72 Lorraine Academy
		P.S. 74 Hamlin Park Elementary School
		P.S. 80
		South Park High School
		Southside Elementary School
		Waterfront School
		West Hertel Elementary School
	Lackawanna City School District	
		Lackawanna Middle School
Franklin	Malone Central School District	
		Malone Middle School
Fulton	Oppenheim-Ephratah Central School District	
		Oppenheim-Ephratah Central School
Genesee	Pembroke Central School District	
		Pembroke Junior-Senior High School
Jefferson	Belleville Henderson Central School District	
		Belleville Henderson Central School
Madison	Stockbridge Valley Central School District	
		Stockbridge Valley Central School

Monroe	Rochester City School District	
		Alternative Education Center at Lofton
		Benjamin Franklin High School
		Charlotte Middle School
		Dr. Freddie Thomas Learning Center
		East High School
		Edison Technical & Occupational Educational
		Frederick Douglass Middle School
		James Monroe Middle School
		John Marshall HS
		Nathaniel Rochester Comm School (6-8)
		Dr. Martin Luther King, Jr
		School 16-John Walton Spencer
		School 19-Dr Charles T Lunsford
		School 22-Lincoln School
		School 33-Audubon
		School 36-Henry W Longfellow
		School 39-Andrew J Townson
		School 41-Kodak Park
		School 45-Mary McLeod Bethune
		Thomas Jefferson Middle School
Montgomery	Amsterdam City School District	
		Lynch Middle School
	Freeport Union Free School District	
		John W. Dodd Middle School
	Hempstead Union Free School District	
		Hempstead High School
Nassau	Roosevelt Union Free School District	
		Roosevelt Junior Senior High School
	Westbury Union Free School District	
		Westbury Middle School
Niagara	Niagara Falls City School District	
		Charles B. Gaskill Middle School
		LaSalle Middle School
		Niagara Middle School
Oneida	Utica City School District	
		Kernan Elementary School
		Senator James H. Donovan Middle School
Onondaga	Lyncourt Union Free School District	
		Lyncourt School
	Syracuse City School District	
		Applied Science Magnet at M L K Comm. School
		Blodgett Elementary School
		Danforth Magnet Elementary School
		Dr. Edwin E. Weeks Elementary School
		Elmwood Elementary School
		Franklin Magnet School - Arts and Music
		Grant Middle School

		James A. Shea Middle School
		LeMoyne Elementary School
		Lincoln Middle School
		McKinley-Brighton Magnet Elementary School
		Seymour Magnet School - International Humanities
		Van Duyn Elementary School
Orange	Florida Union Free School District	
		S.S. Seward Institute
	Goshen Central School District	
		C.J. Hooker Middle School
	Middletown City School District	
		Monhagen Middle School
	Newburgh City School District	
		Broadway School
		Heritage Junior High School
		New Windsor School
		North Junior High School
		South Junior High School
		Temple Hill School
	Valley Central School District	
		Valley Central Middle School
Orleans	Medina Central School District	
		Clifford Wise Middle School
Oswego	Altmar-Parish-Williamstown Central School	
		Altmar-Parish-Williamstown Middle School
	Central Square Central School District	
		Central Square Middle School
	Mexico Central School District	
		Mexico Middle School
Rensselaer	Rensselaer City School District	
		Rensselaer High School
	Troy City School District	
		W. Kenneth Doyle Middle School
St. Lawrence	Brasher Falls Central School District	
		Saint Lawrence Junior-Senior High School
	Morristown Central School District	
		Morristown Central School
Steuben	Addison Central School District	
		Addison High School
		Tuscarora Elementary School
	Hornell City School District	
		Hornell Senior High School
	Wayland-Cohocton Central School District	
		Wayland-Cohocton Middle School
Suffolk	Amityville Union Free School District	
		Edmund W. Miles Middle School
		Park Avenue School

	Brentwood Union Free School District	
		East Middle School
		North Middle School
		South Middle School
		West Middle School
	Central Islip Union Free School District	
		Ralph Reed School
	Wyandanch Union Free School District	
		Milton L. Olive Middle School
		Wyandanch Memorial High School
Sullivan	Monticello Central School District	
		Monticello Middle School
Tioga	Newark Valley Central School District	
		Newark Valley Senior High School
	Waverly Central School District	
		Waverly Middle School High School
Warren	Hadley-Luzerne Central School District	
		Stuart M. Townsend School
Washington	Fort Edward Union Free School District	
		Fort Edward School
	Whitehall Central School District	
		Whitehall Junior-Senior High School
Wayne	Sodus Central School District	
		Sodus High School
Westchester	Yonkers City School District	
		Emerson Middle School
		Enrico Fermi School for the Performing Arts
		Foxfire School
		Gorton High School
		Lincoln High School
		Mark Twain Middle School
		Museum School 25
		Roosevelt High School
		School 13
		School 23

**Table 1b: No Child Left Behind (NCLB) School Districts
-- New York City**

BASIS High School District	
	Automotive High School
	John Jay High School
Bronx High School District Office	
	Adlai Stevenson HS
	Alfred E Smith HS
	Health Opportunities Program
	John F. Kennedy High School
	Morris High School
	South Bronx High School
	Walton High School
Brooklyn Alternative Schools	
	EBC School for Public Service-ENY
	Street Academy High School
Brooklyn High School District Office	
	Bushwick High School
	Erasmus Hall Campus HS for Business & Tech.
	Erasmus Hall Campus HS For Science
	Prospect Heights High School
Chancellor's District 85 - Bronx	
	I.S. 158 Theodore Roosevelt Gathings MS
	I.S. 183
	I.S. 229 Dr Roland N Patterson School
	J.H.S. 117 Joseph H. Wade J.H.S.
	P.S. 4 Crotona School
	P.S. 49 Willis Avenue School
	P.S. 65 Mother Hale Academy
	P.S. 66
	P.S. 114 L. L. Torres School
	P.S. 157 Grover Community School
	P.S. 198
	P.S. 212
	P.S. 57 The Crescent School
	P.S. 64 Pura Bel Pre School
Chancellor's District 85 - Brooklyn	
	I.S. 246 Walt Whitman Intermediate School
	I.S. 391 Mahalia Jackson Intermediate School
	P.S. 25 Eubie Blake School
	P.S. 28 The Warren Prep School
	P.S. 309 George E. Wibecan School
Chancellor's District 85 - Manhattan	
	P.S. 30 R. Hernandez/L. Hughes School
	P.S. 129 John H. Finley School

	P.S. 154 Harriet Tubman School
	P.S. 92 Mary McLeod Bethune School
Chancellor's District 85 - Queens	
	P.S. 40 Samuel Huntington School
Chancellor's High School District	
	HS Legal Studies
	Theodore Roosevelt High School
	Wadleigh Secondary School
	William H. Taft High School
Manhattan High School District Office	
	Louis D Brandeis High School
	Manhattan Comprehensive Night & Day High Sc
New York City Alternative Schools	
	Lower East Side Preparatory School
New York City Community School District # 1	
	I.S. 450 East Side Community Middle School
	I.S. 509
	J.H.S. 56 Corlears J.H.S.
	J.H.S. 370 12th Street Academy
	P.S. 140 Nathan Straus School
New York City Community School District # 2	
	I.S. 131 Dr. Sun Yat Sen School
	I.S. 111 Adolph S. Ochs School
New York City Community School District # 3	
	M.S. 44 William J. O'Shea Middle School
	M.S. 246 Crossroads School
	M.S. 256 School for Athletic Excellence
	M.S. 258 Community Action School
	P.S. 145 Bloomingdale School
	P.S. 165 Robert E. Simon School
	P.S. 191 Amsterdam School
	P.S. 207 Norbert Rilleux School
	P.S. 208 Alaine L. Locke School
New York City Community School District # 4	
	J.H.S. 13 Jackie Robinson J.H.S.
	J.H.S. 45 J. S. Roberts J.H.S.
	J.H.S. 99 Julia De Burgos J.H.S.
	J.H.S. 117 Jefferson Park J.H.S.
	P.S. 50 Vito Marcantonio School
	P.S. 57 James W. Johnson School
	P.S. 72
	P.S. 101
	P.S. 109
	P.S. 146 Anna M. Short School
New York City Community School District # 5	
	I.S. 10 Frederick Douglass Academy
	I.S. 195 Roberto Clemente School
	J.H.S. 275 Henry Highland Garnet School

	P.S. 123 Mahalia Jackson School
	P.S. 125 Ralph Bunche School
	P.S. 175 Henry Highland Garnet School
	P.S. 194 Countee Cullen School
	P.S. 197 John B. Russwurm School
	P.S. 200 James McCune Smith School
	P.S. 469 Choir Academy of Harlem
New York City Community School District # 6	
	I.S. 90 Mirabel Sisters School
	I.S. 143 E. Roosevelt J.H.S.
	I.S. 164 E. W. Stitt Intermediate School
	I.S. 218 Salome Urena Middle Academies
	I.S. 252 Mc Burney School
	P.S. 4 Duke Ellington School
	P.S. 8 Luis Belliard School
	P.S. 28 Wright Brothers School
	P.S. 48 Police Officer M J Buczek School
	P.S. 98 Shorackappock School
	P.S. 115 Humboldt School
	P.S. 153 Adam Clayton Powell School
	P.S. 173
	P.S. 189
	P.S. 192 Jacob H. Schiff School
New York City Community School District # 7	
	I.S. 151 Henry Lou Gehrig Intermediate School
	I.S. 162 L. Rodriguez De Tio School
	I.S. 184 Rafael Cordero Y. Molina School
	J.H.S. 149 E. D. Clark J.H.S.
	P.S. 1 The Courtland School
	P.S. 18 John Peter Zenger School
	P.S. 25 Bilingual School
	P.S. 29 Melrose School
	P.S. 30 Wilton School
	P.S. 154 Jonathan D. Hyatt School
	P.S. 156 Benjamin Banneker School
New York City Community School District # 8	
	I.S. 125 Henry Hudson Intermediate School
	I.S. 131 Albert Einstein School
	I.S. 174 E. T. Maleska Intermediate School
	P.S. 60 George L. Gallego School
	P.S. 62 Casanova School
	P.S. 69
	P.S. 75
	P.S. /M.S. 123
	P.S. 107
	P.S. 119
	P.S. 130 Abram S. Hewitt School
	P.S. 138 Samuel Randall School

	P.S. 140 Eagle School
	P.S. 146 Edward J. Collins School
	P.S. 152
New York City Community School District # 9	
	I.S. 166 Roberto Clemente
	I.S. 303
	J.H.S. 22 J. L. Mott J.H.S.
	J.H.S. 145 A. Toscanini J.H.S.
	P.S. 2 Morrisania School
	P.S. 11 Highbridge School
	P.S. 28 Mt. Hope School
	P.S. 42 Claremont Community School
	P.S. 53 Basheer Quisim
	P.S. 55 Benjamin Franklin School
	P.S. 58
	P.S. 70 Max Schoenfeld School
	P.S. 73
	P.S. 90 George Meany
	P.S. 109 Sedgwick School
	P.S. 110 Theo Schoenfeld School
	P.S. 132 Garrett A. Morgan School
	P.S. 230 Dr. Roland N. Patterson
New York City Community School District #10	
	M.S. 45 Thomas C. Giordano School
	M.S. 80 Mosholu Parkway School
	M.S. 118 W. W. Niles M.S.
	M.S. 143 J. P. Tetard School
	M.S. 206
	P.S. 7 Kingsbridge School
	P.S. 9
	P.S. 56 Norwood Heights School
	P.S. 86
	P.S. 94
	P.S. /M.S. 15
	P.S. /M.S. 20
	P.S. /M.S. 95
	P.S. /M.S. 279
	P.S. /M.S. 306
	P.S. 246
	P.S. 310
	P.S. 315 Lab School
New York City Community School District #11	
	M.S. 127 Castle Hill Middle School
	M.S. 135 F. D. Whalen Middle School
	M.S. 142 J. P. Sousa Middle School
	M.S. 144 Michelangelo Middle School
	P.S. 78 Anne Hutchinson School
	P.S. 83 Donald Hertz

	P.S. 87
	P.S. 89
	P.S. 111 Seton Falls Elementary School
	P.S. 112 Bronxwood School
New York City Community School District #12	
	I.S. 116 Rafael Hernandez School
	I.S.98
	P.S. 6 West Farms School
	P.S. 61
	P.S. 67
	P.S. 102 Joseph O. Loretan School
	P.S. 150 Charles James Fox School
	P.S. 211
	P.S. 234 Twin Parks Lower School
New York City Community School District #13	
	I.S. 117 F. S. Key Intermediate School
	J.H.S. 258 David Ruggles J.H.S.
	J.H.S. 265 Dr. Susan S. McKinney School
	P.S. 8 Robert Fulton School
	P.S. 56 Lewis Latimer School
	P.S. 67 Charles A. Dorsey School
	P.S. 93 William H. Prescott School
	P.S. 256 Benjamin Banneker School
	P.S. 270 DeKalb School
	P.S. 287 Dr. Bailey K. Ashford School
New York City Community School District #14	
	I.S. 33 Mark Hopkins Intermediate School
	I.S. 49 W.J. Gaynor Intermediate School
	I.S. 71 Juan Morel Campos Intermediate School
	I.S. 318 E.M. Dehostos Intermediate School
	J.H.S. 50 J.D. Wells J.H.S.
	J.H.S. 126 J. Ericsson J.H.S.
	P.S. 16 Leonard Dunkly School
	P.S. 18 Edward Bush School
	P.S. 19 Roberto Clemente School
	P.S. 23 Carter G. Woodson School
	P.S. 84 Jose De Diego School
	P.S. 120 Carlos Tapia School
	P.S. 147 Issac Remsen Elementary School
	P.S. 157 Franklin School
	P.S. 196 The Ten Eyck School
	P.S. 297 Stockton School
New York City Community School District #15	
	M.S. 88 P. Rouget Middle School
	M.S. 378
	P.S. 15 Patrick F. Daly School
	P.S. 27 Agnes Y. Humphrey School
	P.S. 32 Sprole School

	P.S. 38 The Pacific School
	P.S. 131
New York City Community School District #16	
	M.S.. 57 Ron Brown Academy
	P.S. 40 George W. Carver School
	P.S. 81 Thaddeus Stevens School
	P.S. 304 The Pulaski School
	P.S. 335 Granville T. Woods School
	PS./I.S. 35
New York City Community School District #17	
	M.S. 61 Gladstone Atwell School
	M.S.. 390 Maggie L. Walker School
	P.S. 12
	P.S. 22
	P.S. 181 John Steptoe School
	P.S. 189 Lincoln Terrace School
	P.S. 289 George V. Brower School
	P.S. 316 Elijah G. Stroud School
New York City Community School District #18	
	I.S. 68 Isaac Bildersee I.S.
	I.S. 211 J. Wilson I.S.
	I.S. 232 Winthrop I.S.
	I.S. 252 Arthur Somers I.S.
	P.S. 219 Kennedy-King School
	P.S. 233 Langston Hughes School
	P.S. 268 Emma Lazarus School
New York City Community School District #19	
	I.S. 171 A. Lincoln Intermediate School
	I.S. 218 J. P. Sinnott Intermediate School
	I.S. 292
	I.S. 302 Rafael Cordero School
	J.H.S. 166 Gershwin J.H.S.
	P.S. 7
	P.S. 13 Roberto Clemente School
	P.S. 65 The Little Red School House
	P.S. 159 Pitkin School
	P.S. 174 Dumont School
	P.S. 190 Sheffield School
	P.S. 202 Ernest S. Jenkyns School
	P.S. 213 The New Lots School
	P.S. 214 Michael Friedsam School
	P.S. 224 The Old Mill School
	P.S. 273 Wortman School
	P.S. 290 Juan Morel Campus School
	P.S. 306 Ethan Allen School
	P.S. 328 C. Phyllis Wheatley School
	P.S. 346 Abe Stark School

New York City Community School District #20	
	I.S. 62 Ditmas Intermediate School
	I.S. 220 J. J. Pershing Intermediate School
	I.S. 223 Montauk Intermediate School
	P.S. 179 The Kensington School
New York City Community School District #21	
	I.S. 43 Reynolds Intermediate School
	I.S. 303 Herbert S. Eisenberg School
	P.S. 95 Gravesend School
	P.S. 226 Alfred De Baron Mason School
	P.S. 238 Anne Sullivan School
	P.S. 253 Ezra Jack Keats International School
	P.S. 288 Shirley Tanyhill School
	P.S. 329 Surfside School
New York City Community School District #22	
	P.S. 269 Nostrand School
New York City Community School District #23	
	I.S. 55
	J.H.S. 275 Thelma Hamilton J.H.S.
	P.S. /I.S. 41 Walter F. White School
	P.S. /I.S. 284 Lew Wallace School
	P.S. /I.S. 332 Charles Hamilton Houston School
	P.S. 150 Christopher School
	P.S. 155 Nicholas Herkimer School
	P.S. 184 Newport Street School
New York City Community School District #24	
	I.S. 5-Walter H. Crowley School
	I.S. 61 Leonardo da Vinci Intermediate School
	I.S. 77
	I.S. 93 Ridgewood Intermediate School
	I.S. 125 Woodside Intermediate School
	P.S. 89 Elmhurst School
	P.S. 199 M. A. Fitzgerald School
New York City Community School District #25	
	P.S. 201 Kissena School
New York City Community School District #27	
	M.S. 198 B. M. Cardozo Middle School
	M.S. 226
	P.S. 42 R. Vernam School
	P.S. 43
	P.S. 45 Clarence E. Witherspoon School
	P.S. 104
	P.S. 108
	P.S. 155
	P.S. 183 Beach Park School
	P.S. 197 Ocean School
	P.S. 223
	P.S. 225 Seaside School

New York City Community School District #28	
	J.H.S. 217 R. A. VanWyck J.H.S.
	M.S. 72 Catherine & Count Basie Middle School
	P.S. 140 Edward Ellington School
New York City Community School District #29	
	I.S. 192 Renaissance School
	I.S. 238 Susan B. Anthony School
	P.S. 34 John Harvard School
	P.S. 37 Springfield School
	P.S. 52
	P.S. 116 William C. Hughley School
	P.S. 134 Hollis School
	P.S. 136 Roy Wilkins School
	P.S. 147 Ronald McNair School
New York City Community School District #30	
	I.S. 10 H. Greeley School
	I.S. 126 Astoria Intermediate School
	I.S. 141 Steinway School
	I.S. 145 J. Pulitzer Intermediate School
	I.S. 204 O. W. Holmes School
	P.S. 78
	P.S. 84 Steinway School
	P.S. 92 Harry T. Stewart School
	P.S. 112 Dutch Kills School
	P.S. 127 East Elmhurst School
	P.S. 148 Ruby Allen School
New York City Community School District #31	
	I.S. 49 B. A. Dreyfus Intermediate School
	P.S. 14 Vanderbilt School
	P.S. 16 John Driscoll School
	P.S. 20 Port Richmond School
	P.S. 31 William T. Davis School
	P.S. 57 Hubert H. Humphrey School
New York City Community School District #32	
	I.S. 162 Willoughby Intermediate School
	I.S. 296 Halsey Intermediate School
	P.S. 86 Irvington School
	P.S. 123 Suydam School
	P.S. 151 Lyndon B. Johnson School
	P.S. 377 Alejandina Benitez de Gautier
	P.S. 384 Frances Carter School
Queens High School District Office	
	Arts and Business High School
	Far Rockaway High School

Table 2: Districts which include at least one NCLB School				
District		Current Spending Per Pupil	Per Pupil Reduction in State Aid	Poverty Rate
NEW YORK STATE		\$10,437	\$371	43%
NCLB Districts		\$9,356	\$442	71%
All Other Districts		\$11,454	\$304	16%
New York City		\$9,244	\$443	76%
NCLB Districts Outside NYC		\$9,703	\$437	55%
	County			
Albany City School District	<i>Albany</i>	\$11,489	\$408	60%
Ravena-Coeymans-Selkirk Central School D	<i>Albany</i>	\$10,769	\$210	23%
Friendship Central School District	<i>Allegany</i>	\$14,133	\$534	51%
Scio Central School District	<i>Allegany</i>	\$11,757	\$605	36%
Bolivar-Richburg Central School District	<i>Allegany</i>	\$11,916	\$509	44%
Binghamton City School District	<i>Broome</i>	\$8,632	\$384	56%
Yorkshire-Pioneer Central School District	<i>Cattaraugus</i>	\$9,572	\$635	31%
Moravia Central School District	<i>Cayuga</i>	\$9,618	\$366	26%
Pine Valley Central School District	<i>Chautauqua</i>	\$9,537	\$38	17%
Jamestown City School District	<i>Chautauqua</i>	\$8,573	\$399	49%
Elmira City School District	<i>Chemung</i>	\$9,341	\$395	38%
Norwich City School District	<i>Chenango</i>	\$9,770	\$411	35%
Northeastern Clinton Central School District	<i>Clinton</i>	\$9,964	\$305	23%
Germantown Central School District	<i>Columbia</i>	\$11,095	\$373	15%
McGraw Central School District	<i>Cortland</i>	\$9,160	\$356	25%
Franklin Central School District	<i>Delaware</i>	\$11,437	\$381	24%
Walton Central School District	<i>Delaware</i>	\$9,159	\$343	24%
Poughkeepsie City School District	<i>Dutchess</i>	\$9,106	\$338	75%
Wappingers Central School District	<i>Dutchess</i>	\$8,940	\$305	9%
Buffalo City School District	<i>Erie</i>	\$7,934	\$478	71%
Lackawanna City School District	<i>Erie</i>	\$9,572	\$150	59%
Malone Central School District	<i>Franklin</i>	\$9,690	\$313	34%
Oppenheim-Ephratah Central School District	<i>Fulton</i>	\$9,967	\$358	28%
Pembroke Central School District	<i>Genesee</i>	\$9,374	\$351	23%
Belleville Henderson Central School District	<i>Jefferson</i>	\$9,043	\$287	34%
Stockbridge Valley Central School District	<i>Madison</i>	\$10,000	\$751	28%
Rochester City School District	<i>Monroe</i>	\$9,664	\$640	78%
Amsterdam City School District	<i>Montgomery</i>	\$8,648	\$75	36%
Hempstead Union Free School District	<i>Nassau</i>	\$14,279	\$744	84%
Roosevelt Union Free School District	<i>Nassau</i>	\$10,808	\$242	70%
Freeport Union Free School District	<i>Nassau</i>	\$12,399	\$351	33%
Westbury Union Free School District	<i>Nassau</i>	\$15,282	\$384	83%
New York City (see top of chart)	<i>NYC</i>			
Niagara Falls City School District	<i>Niagara</i>	\$8,981	\$500	76%

Utica City School District	<i>Oneida</i>	\$7,668	\$616	53%
Lyncourt Union Free School District	<i>Onondaga</i>	\$8,901	\$120	65%
Syracuse City School District	<i>Onondaga</i>	\$8,754	\$413	18%
Goshen Central School District	<i>Orange</i>	\$11,027	\$146	66%
Middletown City School District	<i>Orange</i>	\$10,052	\$119	6%
Newburgh City School District	<i>Orange</i>	\$8,944	\$301	56%
Florida Union Free School District	<i>Orange</i>	\$12,185	\$329	49%
Valley Central School District	<i>Orange</i>	\$9,047	\$356	21%
Medina Central School District	<i>Orleans</i>	\$8,987	\$327	11%
Altmar-Parish-Williamstown Central School	<i>Oswego</i>	\$9,690	\$264	27%
Central Square Central School District	<i>Oswego</i>	\$7,703	\$202	42%
Mexico Central School District	<i>Oswego</i>	\$9,788	\$398	26%
Rensselaer City School District	<i>Rensselaer</i>	\$11,181	\$598	23%
Troy City School District	<i>Rensselaer</i>	\$11,200	\$555	44%
Brasher Falls Central School District	<i>St. Lawrence</i>	\$8,938	\$290	47%
Morristown Central School District	<i>St. Lawrence</i>	\$11,296	\$553	35%
Addison Central School District	<i>Steuben</i>	\$10,727	\$493	38%
Hornell City School District	<i>Steuben</i>	\$8,735	\$236	40%
Wayland-Cohocton Central School District	<i>Steuben</i>	\$9,980	\$453	44%
Amityville Union Free School District	<i>Suffolk</i>	\$14,902	\$239	21%
Wyandanch Union Free School District	<i>Suffolk</i>	\$14,814	\$899	48%
Brentwood Union Free School District	<i>Suffolk</i>	\$10,563	\$347	80%
Central Islip Union Free School District	<i>Suffolk</i>	\$14,358	\$636	62%
Monticello Central School District	<i>Sullivan</i>	\$11,081	\$507	48%
Waverly Central School District	<i>Tioga</i>	\$8,233	\$376	43%
Newark Valley Central School District	<i>Tioga</i>	\$9,829	\$475	29%
Hadley-Luzerne Central School District	<i>Warren</i>	\$10,715	\$478	27%
Fort Edward Union Free School District	<i>Washington</i>	\$12,371	\$492	31%
Whitehall Central School District	<i>Washington</i>	\$10,526	\$388	36%
Sodus Central School District	<i>Wayne</i>	\$11,606	\$333	22%
Yonkers City School District	<i>Westchester</i>	\$8,874	\$481	66%

Table 3
Projected Cuts and Tax Increases
From Selected School Districts: 2003-04

Note: This table collects available information from selected school districts in the state (NCLB and non-NCLB) to demonstrate the range of cuts and property tax increases under consideration. In most instances, the items below represent early predictions by school officials after examining the Governor's budget, and do not necessarily reflect proposals contained in school budgets. Different decisions could subsequently be made by school district officials in proposing their budgets to local boards of education, or by the board itself.

County	Name of District	NCLB District?	Cuts and/or Tax Increases Under Consideration
Broome	Binghamton	Yes	-To close \$7.6 million budget gap, more than \$1.9 million in personnel costs will be reduced.
Broome	Chenango Forks	No	-16 staff members, including teachers have been notified that they will be laid off at the end of the school year. -Class size will be dramatically affected.
Broome	Chenango Valley	No	-3 elementary school teachers to be laid off. -30% reduction in supplies and equipment purchases. -Some modified sports teams to be eliminated.
Broome	Union-Endicott	No	-Since the 22% school tax increase that would be required to maintain programs is too high, cuts will have to be made. -Staff reductions under consideration, including eliminating 20 teacher aides in kindergarten and first grade. -A popular gifted and talented program (SPARK) may be eliminated.
Broome	Whitney Point	No	-20% property tax increase planned, plus staff layoffs.
Chemung	Elmira	Yes	-District will have to raise taxes 21.7%, cut expenditures \$6 million (of \$80-\$90 million budget), or some combination of both.
Chemung	Elmira Heights	Yes	-If no cuts are made, district residents would face a 25% tax hike. -Kindergarten may be eliminated. -Sports, music or art programs may be eliminated.
Chenango	Norwich	Yes	-Since the 20% tax increase necessary to maintain programs is too burdensome on taxpayers, program cuts will have to be made.
Erie	Buffalo	Yes	-Superintendent says everything that isn't mandated would be eliminated or severely reduced. -Most pre-kindergarten and kindergarten programs would be eliminated. -Most guidance counselors and elementary school librarians would be laid off. -Average district class size would rise to about 30 students. -Will decrease innovative programs such as team teaching and multi-age grouping. -Some schools will close, interfering with continuity of children's education, and possibly limit school choice. -Interscholastic sports, adult education programs, orchestra, band and related activities would be eliminated. -Summer school would be eliminated. -Four-day school week might be implemented.

			<ul style="list-style-type: none"> -Only critical repairs to buildings, grounds, and equipment to be made. -Increase to minimum 2-mile radius for busing students.
Herkimer	Ilion	No	-Taxes would have to rise 40% to make up for the loss in state aid, so significant cuts would have to occur.
Madison	Madison	No	-Considering cuts in elective summer enrichment programs and pre-kindergarten.
Monroe	Rochester	Yes	<ul style="list-style-type: none"> -Central management and services supporting schools reviewed. -Programs to be reduced or eliminated: <ul style="list-style-type: none"> -- After-school programs, summer school --Staffing ratios will be increased to the maximums permitted under labor contracts; --Counseling and library services; and --Music, art and athletics. -Building maintenance and repair limited to critical needs. -Bus routes limited, thus increasing walking distance.
Nassau	Island Trees	No	-Cuts in summer programs being considered.
Nassau	Levittown	No	-Superintendent said that tax hike of 4.5% or layoffs of 60 teachers would only make up <i>two-thirds</i> of the 15% cut in state aid.
Nassau	Plainedge	No	-High school schedule will change from 9 daily academic periods to 8, making it difficult for students to fit electives, such as art or music, into their schedules.
New York City	New York City	Yes	<ul style="list-style-type: none"> -Estimates on layoffs of teaching positions range from 2700 to 4000; 1900 teachers lost due to elimination of state class size reduction funding alone; loss of state universal pre-kindergarten funding puts 860 teachers and 860 teacher's aides at risk. -Universal pre-kindergarten to be eliminated; serves 43,000 children. -After-school programs and summer school to be radically cut. -Sports, art, and music programs to be reduced.
Oneida	Utica	Yes	<ul style="list-style-type: none"> -Will propose raising school taxes 32%; but since voters not expected to pass this, cuts more severe than listed below expected. -47 employees to be cut, including teachers, teaching assistants, custodians, nurses and administrators. -Sports teams and pre-kindergarten to be eliminated. -Summer school, art, music, extended-day tutoring, pre-kindergarten, and alternative education would all be reduced or cease operations. -Larger class sizes due to staff cuts.
Onondaga	Syracuse	Yes	<ul style="list-style-type: none"> -Approximately 210 staff cuts will be made, including teachers, administrators, instructional support staff (including teaching assistants and counselors). -Class size to be increased by 2 students across all grades. -Universal pre-kindergarten and dropout prevention for parenting students to be eliminated. -Athletics and extracurricular activities, summer school, and continuing education to receive significant funding reductions. -Funding for categorical reading, magnet schools, bilingual education and Improving Pupil Performance (IPP) to be frozen for third straight year. -Student testing and field trips to be cut.

			-Office equipment and supplies to be cut.
Oswego	Fulton	No	-Pre-kindergarten to be eliminated.
Oswego	Oswego	No	-14% tax increase expected in addition to cuts -4 custodial positions to be eliminated, and other unspecified jobs. -Some non-mandated programs to be eliminated; under consideration are sports, music, and art.
Putnam & Westchester	Lakeland	No	-Layoffs of teachers and support staff expected. -Class sizes to increase. -Some extra-help programs to be lost.
Rensselaer	East Greenbush	No	-District said that it would take approximately a 20% tax increase to keep "all programs and operations intact;" outlined cuts that would be considered if in the likely event a lower tax increase was ultimately proposed to voters. These cuts are outlined below. -Increase class size in elementary schools. -Cut kindergarten. -Cut elementary and middle school aides, monitors, psychologist, school nurses, and social workers. -Reduce or cut elementary and middle school intramural sports, library program, music, summer school and remedial services. -Cut high school aides, guidance counselors, librarian, monitors, and school nurses. -Eliminate low priority high school course offerings.
Saratoga	Galway	No	-Property tax increase of 18% anticipated. -Last year's cuts in driver education, music position, and speech position will not be restored.
Schenectady	Schenectady	No.	-District said that tax increase would have to be 27% if district did not make program cuts.
Schenectady	Scotia-Glenville	No	-20 teachers, teaching assistants and media specialists in grades K-12 and 10 non-instructional positions might be cut -Larger class sizes. -Unspecified academic programs will be cut. -Intramural, modified and junior varsity sports to be eliminated. -After-school programs to be eliminated. -Club advisors, field trips and late buses to be eliminated. -Equipment and supplies to be reduced.
Suffolk	Copiague	No	-Plan dropped to hire extra science teacher at the high school to boost passage rates on state-mandated Regents exams.
Suffolk	South Country	No	-Tax increase of 9% plus cuts mentioned below planned. -Bus routes will be consolidated, meaning longer rides for children. -Some elective classes at the high school to be eliminated.
Suffolk	William Floyd	No	-Plans to start full-day kindergarten are being reconsidered.
Westchester & Putman	Lakeland	No	See listing for Lakeland under Putnam County.
Westchester	Mount Vernon	No	-Double-digit tax increase anticipated. -Layoffs of central office staff expected.
Westchester	Yonkers	Yes	-400 staff positions to be cut. -Efforts to reduce class size to be reversed. -Pre-kindergarten slots to be reduced. -Class size to be increased from 18 to 25. -Reduce innovative instruction, such as team teaching and multi-age grouping.

			-Reduce professional development. -Reduce support for at-risk students. -Eliminate sports, music and other extracurricular programs. -Eliminate summer school and other remedial programs to enable students to meet state standards.
Westchester	Yorktown	No	-Some Advanced Placement classes to be eliminated.

Sources for Table 3

1. "Binghamton Schools Face Personnel Cuts," *Ithaca Journal*, March 6, 2003.
2. "Elmira Gets First Look at School Budget," *Ithaca Journal*, March 6, 2003.
3. "'Poor' Schools Lose in Pataki Plan," *Utica Observer-Dispatch*, February 3, 2003.
4. "State Lawmakers Vow to Ease Money Crunch in Utica Schools," *Utica Observer-Dispatch*, February 27, 2003.
5. "Utica Schools Face Layoffs, Cuts and Massive Tax Hike," *Utica Observer-Dispatch*, February 26, 2003.
6. Testimony by Joel I. Klein, Chancellor, New York City Department of Education before the Assembly Ways and Means Committee and the Senate Finance Committee, Joint Hearing on the Governor's 2003-2004 Executive Budget Request, February 25, 2003.
7. "Budget Ax Could Fall on 2,700 Teachers," *Daily News*, February 25, 2003 New York City Department of Education.
8. 2003-04 New York City Public Schools Budget Fact Sheet.
9. "Cuts would deepen disaster for city schools," *Buffalo News*, January 30, 2003
10. 2003-2004 Proposed Budget: Buffalo City School District (analysis prepared by the Buffalo City School District for "Big 5" Lobby Day, March 4, 2003).
11. Summary of Potential Program and Service Impacts Required to Balance the \$68 Million Gap Given the Governor's Proposed Budget for 2003-04 (analysis prepared by the Rochester City School District), March 3, 2003.
12. Fiscal Impact Statement: FY 2003 Budget (analysis prepared by the Syracuse City School District).
13. "\$20M District Shortfall Predicted," *The Post-Standard*, February 7, 2003.
14. "City Schools Chief: Cut 210 Jobs," *The Post-Standard*, February 13, 2003.
15. Impact of the Proposed Executive Budget for the Yonkers Public Schools for Fiscal Year 2003-04 (analysis prepared by the Yonkers Public Schools).
16. "Raise Taxes or Cut Staff, Programs," *The Post-Standard*, February 1, 2003.
17. "District Hopes to Avoid Job Cuts," *Daily Gazette*, March 5, 2003.
18. "Caution on School Budgets Given," *Daily Gazette*, February 14, 2003.
19. "Spend Less, Tax More," *The Post-Standard*, February 6, 2003.
20. "Fulton Schools Get Budget Lowdown," *The Post-Standard*, February 5, 2003.
21. "School Districts Prepare to Slash Spending," *The Journal-News*, February 3, 2003.
22. "LI Schools Facing a Tough Test," *Newsday*, February 2, 2003.
23. "LI Schools Brace for 'Bloodbath,'" *Newsday*, January 30, 2003.
24. "Binghamton Schools Face Personnel Cuts," *The Ithaca Journal*, March 7, 2003.
25. "Elmira Heights Faces School Program Cuts," *The Ithaca Journal*, March 7, 2003.
26. "Elmira Gets First Look at School Budget," *The Ithaca Journal*, March 7, 2003.
27. "Aid Cuts Could Cost Jobs, Boost Taxes," *Press & Sun Bulletin*, January 30, 2003.
28. "Forks Teachers, Staff Face Layoffs," *Press & Sun Bulletin*, February 22, 2003.
29. "Owego-Apalachin Schools Facing Possible Layoffs," *Press & Sun Bulletin*, February 17, 2003.
30. "Doomsday Ed Plan: 3,500 Get the Ax," *Daily News*, March 13, 2003.
31. "School Board Sizes Up Tax Levy, Sch'dy District Must Cut Costs or Raise Taxes by 27 Percent," *Daily Gazette*, March 13, 2003.